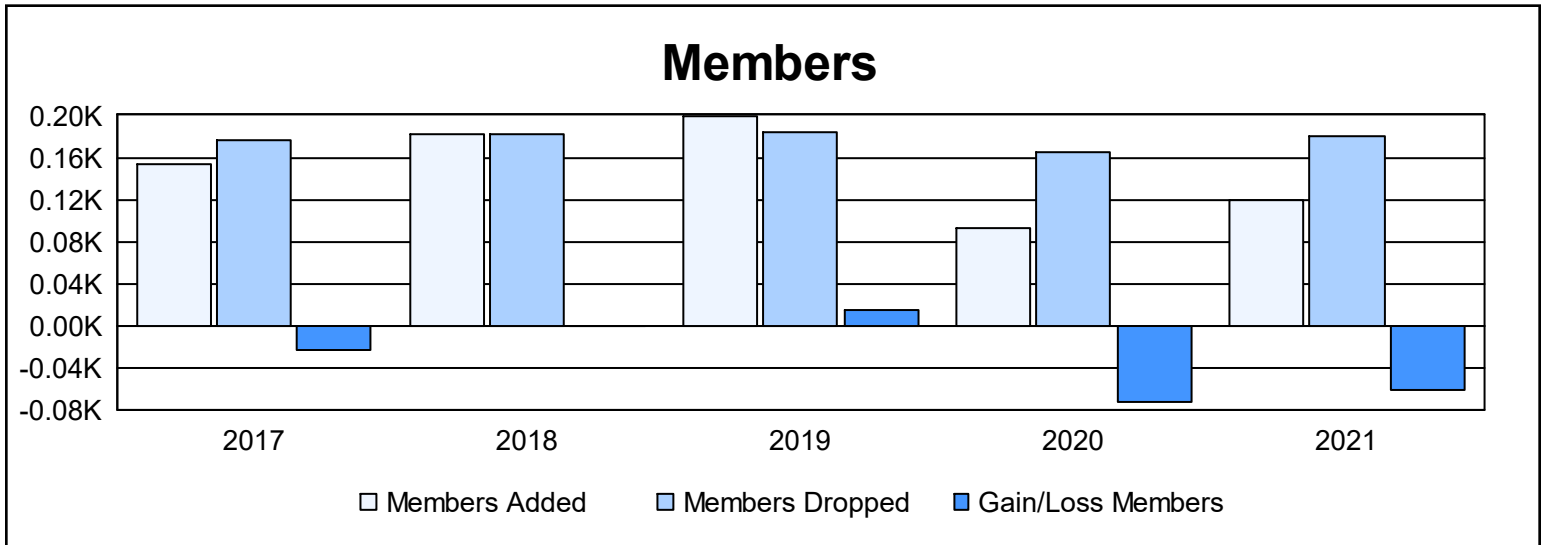
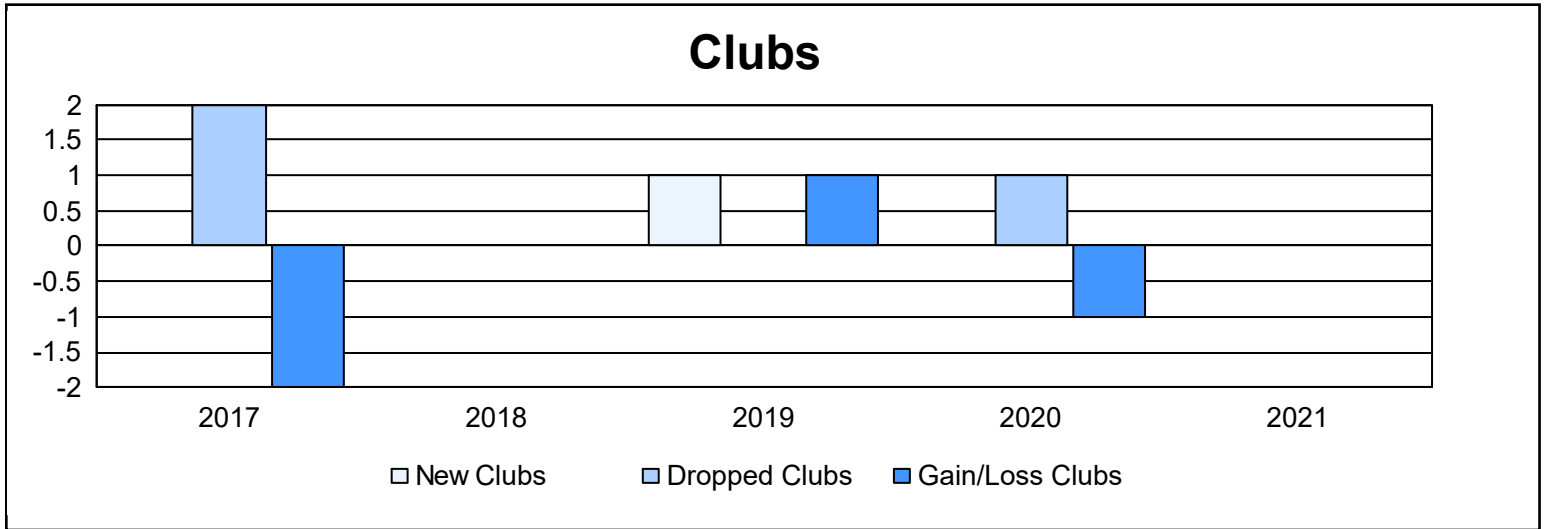
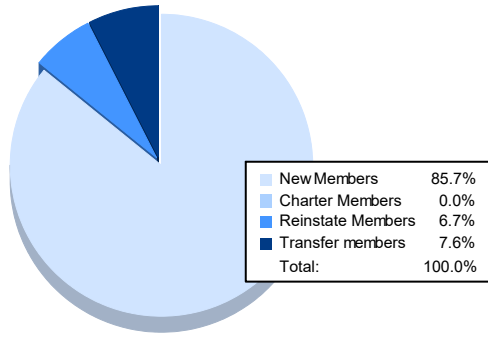


| Year           | New Clubs | Dropped Clubs | Gain/ Loss Clubs | New Members | Charter Members | Reinstate Members | Transfer Members | Total Member Added | Total Members Dropped | Gain/ Loss Members |
|----------------|-----------|---------------|------------------|-------------|-----------------|-------------------|------------------|--------------------|-----------------------|--------------------|
| 2016-2017      | 0         | 2             | -2               | 115         | 2               | 10                | 26               | 153                | 177                   | -24                |
| 2017-2018      | 0         | 0             | 0                | 165         | 1               | 6                 | 9                | 181                | 182                   | -1                 |
| 2018-2019      | 1         | 0             | 1                | 132         | 30              | 33                | 4                | 199                | 184                   | 15                 |
| 2019-2020      | 0         | 1             | -1               | 78          | 3               | 7                 | 4                | 92                 | 165                   | -73                |
| 2020-2021      | 0         | 0             | 0                | 102         | 0               | 8                 | 9                | 119                | 180                   | -61                |
| <b>Average</b> | <b>0</b>  | <b>1</b>      | <b>0</b>         | <b>118</b>  | <b>7</b>        | <b>13</b>         | <b>10</b>        | <b>149</b>         | <b>178</b>            | <b>-29</b>         |



### Membership Composition June 2021 Cumulative



### Gender Composition June 2021 Cumulative

